











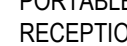


Net Usable Area	= 286 m ² / 3,078 ft ²
Soffit Height	= 2830mm
Services Height	= 2350mm
Cill Height	= 150mm
Window Height	= 2415 / 1900mm

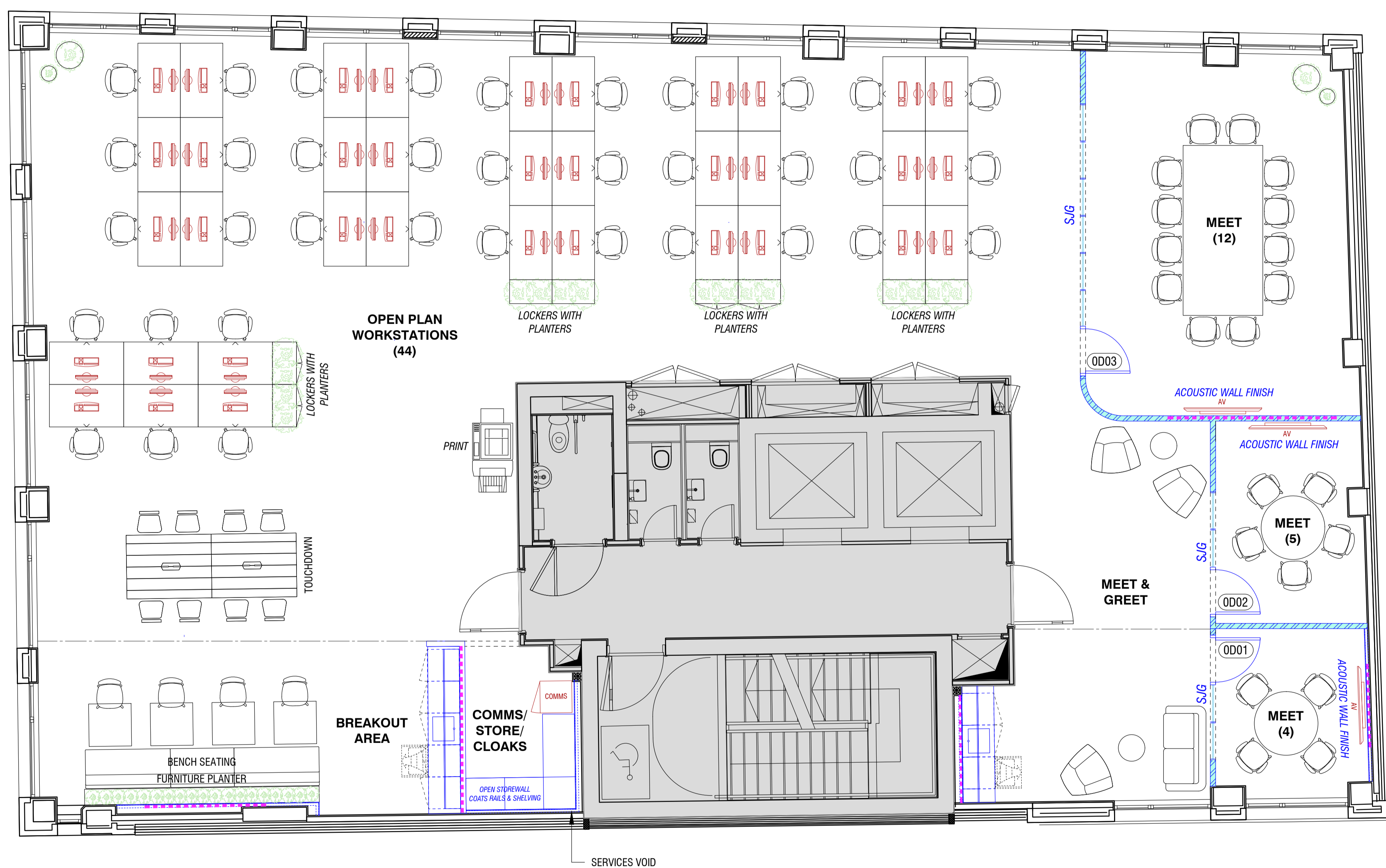
This drawing is protected under Copyright and at no time must any portion of this drawing be reproduced or copied in anyway without the permission of Morgan Lovell.
All dimensions must be checked on site, do not scale, other than for planning purposes.

SUBJECT TO SITE SURVEY
CHECK SURVEY UNDERTAKEN ONLY
BUILDING PARAMETERS TAKEN FROM DRAWINGS PROVIDED

LEGEND

-  **PS-01.** NEW SINGLE SKINNED STUD PARTITION WITH ROCK WOOL INFILL. DEFLECTION HEAD WITH SHADOW GAP TO SOFFIT. SKIRTING TO MATCH BASE BUILD
-  **PS-03.** NEW SINGLE SIDED PARTITION / WALL LINING. DEFLECTION HEAD WITH SHADOW GAP TO SOFFIT. SKIRTING TO MATCH BASE BUILD
-  **PS-04.** DOUBLE SKINNED SOUNDBLOC ACOUSTIC PARTITION. DEFLECTION HEAD WITH SHADOW GAP TO SOFFIT. SKIRTING TO MATCH BASE BUILD
-  PLY STRENGTHENING AS REQUIRED
-  **S/G** PS-09. 'CITY CONCEPTS 54 SYSTEM' SINGLE GLAZED FRAMED CRITTALL PARTITION WITH IN FOUR SECTIONS. LOWER SECTION SOLID. UPPER SECTIONS GLAZED. LOWER GLAZED SECTION WITH REEDED MANIFESTATION. PLASTERBOARD BULKHEAD ABOVE @ 2.2m
-  NEW DOORS SOLID CORE LAMINATE TO MATCH @ 2.2m HIGH, BULKHEAD ABOVE
-  1 HOUR FIRE RATED DOOR
-  1/2 HOUR FIRE RATED DOOR
-  VISION PANEL
-  SELF CLOSING
-  NEW DOOR REFERENCE
-  FIRE RATED ENCLOSURE
-  AREA OF NO WORKS

NOTE:
PORTABLE INDUCTION LOOPS ARE TO BE PROVIDED IN RECEPTION AND MEETING ROOMS.



Rev	Description	By	Date
J	UPDATED FOLLOWING CLIENT APPROVALS & ISSUED FOR CONTRACT	DL	12.12.25
H	CURVED OPTION ADDED	DL	28.11.25
G	PARTITIONING UPDATED. CHAIR REMOVED. 1ND BOOTH REMOVED. NOTES ADDED.	CH	26.11.25
F	NOTES AND ACOUSTIC WALL FINISHES ADDED	CH	18.11.25
E	LEGEND UPDATED & DETAILS ADDED	DL	13.11.25
D	OPTION 1 SELECTED AS PREFERRED. SOFT SEATING ADDED. ISLAND REMOVED.	CH	06.11.25
C	LARGE MEETING ROOM AMENDED. FLOORING ADDED. TOUCHDOWN AMENDED.	CH	05.11.25
B	RE-DESIGNED AROUND SERVICES LAYOUT	CH	16.10.25
A	UPDATED FOLLOWING AGENT FEEDBACK	CH	13.10.25

C O N T R A C T

Morgan Lovell

MAXIS 1 Western Road Bracknell Berkshire RG12 1RT
T: 0134 435 9800 E: contact@morganlovell.com
W: http://www.morganlovell.com

Client
CLS

Project
92-98 VAUXHALL WALK
LONDON
SE11 5EL

Title
**FOURTH FLOOR
GENERAL ARRANGEMENT**

Scale	Date	Designer/Drawn By	Checked By / Date
1:50@A1	08.10.25	CH/DL	CH

Drawing Number			
Project No.	Floor	Drawing No.	Rev
MA6764	4	100-GA	J

